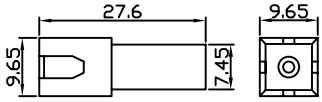
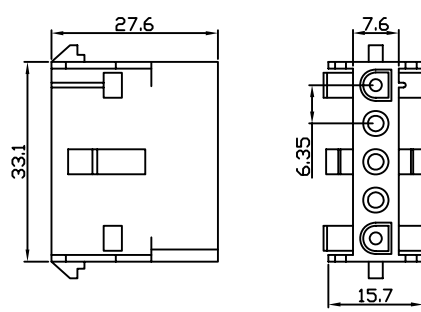


Rev	Revisions	Rev.Drawn	Date
A			16,04,08

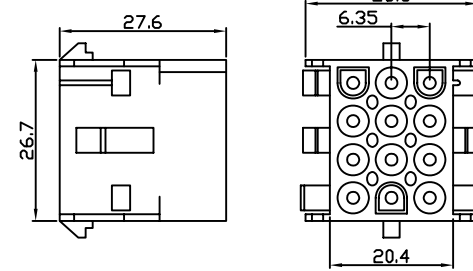
HOUSING WW210-F01



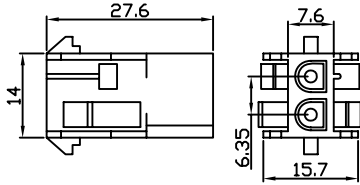
HOUSING WW210-F05



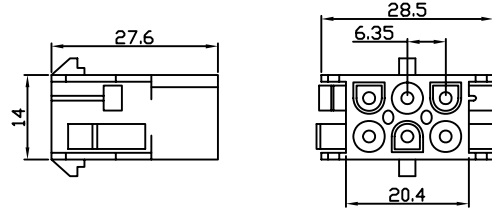
HOUSING WW210-F12



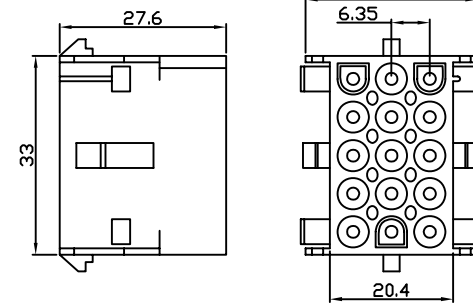
HOUSING WW210-F02



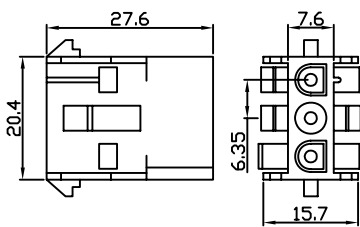
HOUSING WW210-F06



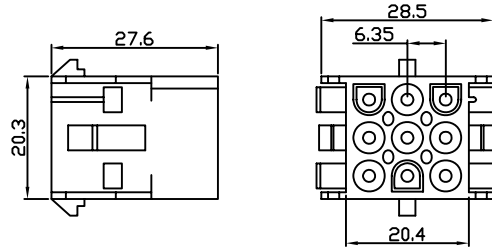
HOUSING WW210-F15



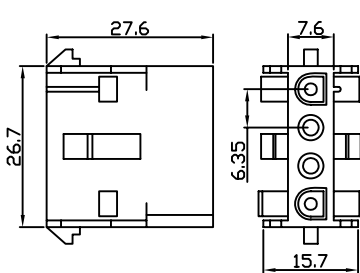
HOUSING WW210-F03



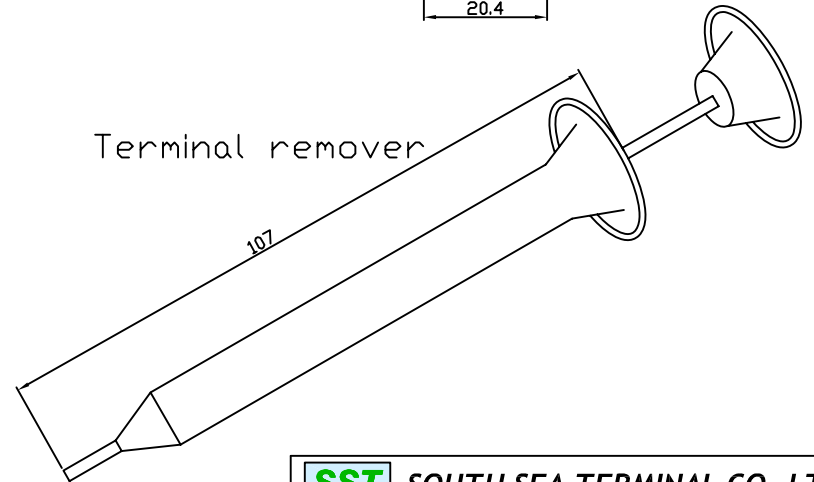
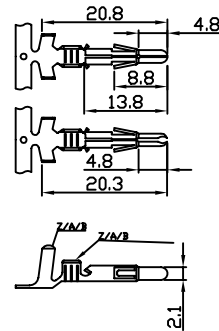
HOUSING WW210-F09



HOUSING WW210-F04



Number of Circuits	Dimensions				
	A	B	C	D	E
2	14.35	8.65	2.40	13.50	6.35
3	20.70	8.65	2.40	13.50	6.35
4	27.05	8.65	2.40	13.50	6.35
5	33.40	8.65	2.40	13.50	6.35
6	14.35	12.20	7.00	26.15	6.35
9	20.70	12.20	7.00	26.15	6.35
12	27.05	12.20	7.00	26.15	8.90
15	33.40	12.20	7.00	26.15	8.90



SGS Report No.:		Customer:		Part No.: WW210-FXX	
Title:					
Drawn By: Storm.Li	SCALE 1:1	SHEET 1/1	REV. A	DWG NO.: SST080418-01	TOLERANCE:
Checked By: Simmon	Three angle Projection			Units mm	ANGLES ±
Approved By: Tony	General Dimension Tolerance				

SST SOUTH SEA TERMINAL CO.,LTD