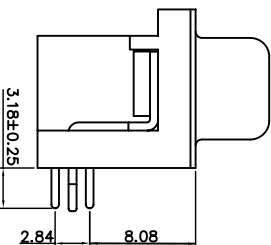
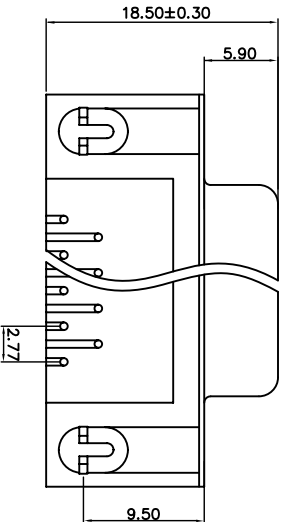
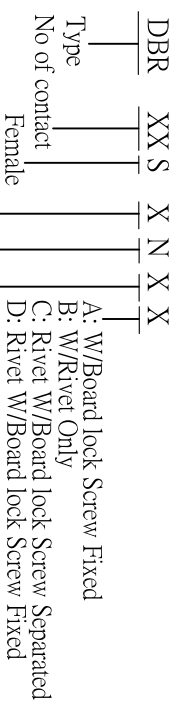


P.C.B. Layout



Number of Contact	Dimension:(mm)		
	A±0.25	B±0.13	C±0.38
09	16.33	24.99	30.85
15	24.66	33.32	39.14
25	38.38	47.04	53.04
37	54.84	63.50	69.32



Thickness of gold plated

1 : Gold flash  
 2 : 3u"  
 3 : 5u"  
 4 : 10u"

5 : 15u"  
 6 : 20u"  
 7 : 30u"

Metal shell:  
 N : Nickel plated

Insulator color:  
 1:Blue  
 2:Black  
 3:White

Rev	Description/Date	Drawn By: Storm.li	Customer:	Third angle projection	Units: mm
△		Checked By:Simmon	Part No.:	DBR-XXS-X-N-X-X	General Dimension Tolerance
△		Approved By: Tony	Title:	D-SUB P.C.B. R/A TYPE	XX ±0.10 XXX ±0.02 XXXX ±0.01

SGS Report No.:

**SOUTH SEA TERMINAL CO.,LTD**